











FIBER-TEX TOILET PARTITIONS - STANDARD HARDWARE

TRIM AND SUPPORT MEMBERS	CHROME PLATED ZAMAC BRACKETS	STANDARD DOOR HARDWARE	
 <p>JACK SCREW ASSEMBLY</p>	 <p>#130 1" CHROME PLATED PANEL TO WALL BRACKET</p>	 <p>SURFACE MOUNTED STAINLESS STEEL HINGES</p>	 <p>CHROME PLATED COAT HOOK</p>
 <p>1 1/4" STAINLESS STEEL PILASTER SHOE</p>	 <p>#140 1" C/P PANEL TO WALL AND #150 C/P PILASTER TO WALL 1-1/4" BRACKETS</p>	 <p>#W-040 RECESSED LATCH</p>	 <p>#DA-028 CHROME PLATED PULL HANDLE (H/C & OUTSWING DOORS ONLY)</p>
 <p>1 1/4" ALUMINUM ANTI-GRIP HEADRAIL</p>	 <p>#170 1" CHROME PLATED PANEL TO PILASTER BRACKET</p>	 <p>#WR-043 STAINLESS STEEL SLIDE BOLT</p>	 <p>#DA-040 CHROME PLATED WALL/DOOR BUMPER (H/C & OUTSWING DOORS ONLY)</p>
 <p>#HF-180 HEADRAIL BRACKET</p>	 <p>#180 ALCOVE CLIP</p>	 <p>#WR-19148 KEEPER FOR RECESSED LATCH</p>	